


Information of the Shuttle Bus Stop at Shin-Osaka Station

To Technology Innovation Center (TIC)

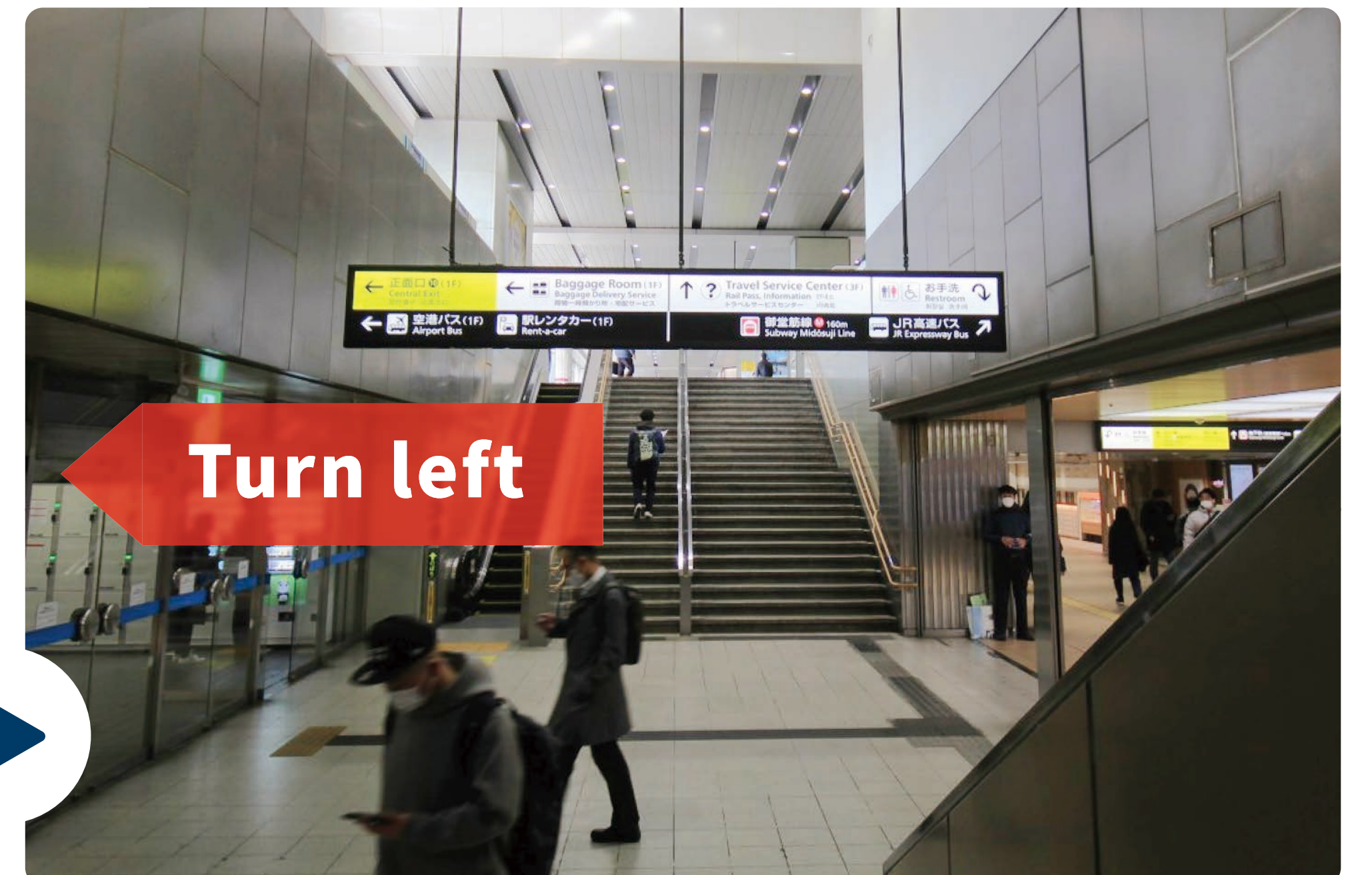
- 1 Go out the East Gate of JR Shin-Osaka Station and turn right. (in the direction of the Main and West Exits)




- For Shinkansen
Take the south exit and turn right.



- 2 Go straight for about 50m along the street with restaurants, and go down the stairs/escalator which leads to the “Main Exit” on the left hand side.



- 3 Go down the stairs/escalator to the “Main Exit” and go out to the bus terminal.



※You will see a sign of “Main Exit” and a Starbucks store on your left.

- 4 Find the shuttle bus shown below and board it.
[Please note] The bus stop location may change depending on how crowded the bus terminal is.



The bus often stops across from the “Railway Police” and “Station Rent-a-Car.”

